

# DISCOVER BIBLE STUDY CARE GROUP

## Leader's Guide



60-90 min

## LEARN


### Preparation

**Set-up:** ☐ chairs (for each participant set up in a circle)


**Resources:** ☐ Bible, ☐ paper and ☐ pens (for each participant); ☐ refreshments (optional)

### Background

#### “What is this for anyway?”


 Everywhere in the world, God is powerfully restoring **His image** in those who are willing to open their lives to Him in faith. He is restoring people back to what He created them to be so they can be restored into **His Kingdom** when Jesus returns! God calls us to join in His mission by being personally restored through God's power and grace (**restoration**), by revealing God and His love to others through our personal experience (**witness**), and by making disciples for Him as we show others what we have learned about connecting to and being restored by God (**discipleship**). In the Southern Asia-Pacific Division (SSD), our theme is “Seek, Save, and Disciple.” As we are restored by God, we are being saved. As we reveal God through our lives to others, we seek and discover those who are opening to the Holy Spirit so *they* can be saved. When we teach people to connect to God and to be restored by Him, we teach people to be God's disciples.

#### “I want God to use me—what can I do?”

 Tools that are most effective for our calling to engage in restoration, witness, and discipleship are tools which are: **simple, relational, intentional, reproducible, sustainable, restorative, and dependant on God**. Small care groups can be such a tool. We are about to experience one of the best types of care groups and perhaps the most powerful tool for restoration, witness, and discipleship. It is called the **Discovery Bible Study (DBS) care group**. A DBS care group is simple (easy to learn and use), relational (focuses on personal relationships), intentional (each piece has a very important purpose), reproducible (easy for others to learn to do regardless of age or education), sustainable (only requires Bibles and people!), restorative (helps people see God, see themselves, be changed, and become active in daily witness), and dependant on God (relying on the guidance of the Holy Spirit, the Bible, and prayer—not dependant on people).

#### “Sounds interesting. When should I use a DBS Care Group method?”

DBS Care Groups can be used in any small group situation in which your priority is to know God better, follow God more closely, and reach other people for God's kingdom. It can be used for family worship, for a house church when regular church is not possible (such as during the CoVid-19 pandemic), for Prayer Meeting or Sabbath School, for groundwork before or after an Evangelistic series, or in discipling unreached people—including resistant

 groups or sensitive places. As DBS Care Groups **build a foundational knowledge of God** through the stories of the Bible, they are excellent to disciple your family, friends, and associates from a Muslim, Hindu, Buddhist, Animist, non-religious, and even nominal Christian background when they show interest in God. Whether people are learning the stories of God for the first time or have a life-time of Biblical learning, all can be challenged to go deeper using this tool because through the Holy Spirit, “all Scripture is given by inspiration of God, and is profitable for doctrine, for reproof, for correction, for instruction in righteousness, that the man of God may be complete, thoroughly equipped for every good work” 2 Tim 3:16-17 (NKJV). Use this guide with any story in the Bible.



#### PURPOSE

To help leaders understand and start DBS care groups for restoration, witness and disciple-making.



#### CHARACTER

##### Core Values (Heart):

- simple
- relational
- intentional
- reproducible
- sustainable
- restorative
- dependent on God



#### UNDERSTANDING

##### Knowledge (Head):

1. God's mission is restoration:
  - the image of God in us
  - the Kingdom of God
2. We are called to:
  - be restored (God's work)
  - witness (reveal God)
  - disciple (connect others to God)
3. DBS Care Groups are:
  - simple: easy to learn and use
  - relational: focus on personal relationships
  - intentional: each piece has a very important purpose
  - reproducible: easy for others to learn
  - sustainable: only require Bibles and people
  - restorative: help people see God, see themselves, be changed, and become active in daily witness
  - dependant on God (relying on the guidance of the Holy Spirit, the Bible, and prayer—not dependant on people).
4. DBS Groups are excellent for house churches and for discipling those with no foundational knowledge of God or the Bible.

## Leaders



**Leader expectations:** Leaders, your job in a DBS Care Group is to guide people see God revealed through the stories of the Bible. Please remember three things:

1. We want to **disciple others to rely on the Holy Spirit** as their true leader and teacher, not us—then others can grow and disciple others with or without us.
2. The leader's job is to **ask questions, not answer them**—this is different than our habit of lecturing, but is much more effective to learn and to make disciples.
3. Try to **involve everyone equally**—we all learn more when we participate. Keep leadership as simple as possible and rotate your group leader every week or two.

**A private word for leaders:** *This guide is designed to help you lead a DBS Care Group. It includes: 1) steps to lead the DBS Care Group, 2) special instructions for leaders (found italicized and in parenthesis), and 3) the purpose behind each element so you can understand why we do what we do—when you see a symbol in the left margin (👏👁️👂) there is a special note in the right margin).*

*The greatest factor which will determine success in making disciples is being personally connected with God so the Holy Spirit can lead you. Be sure you always consecrate yourself to God and check that your heart is clean before Him before you try to guide others.*

**A special note:** *if you wish to use this method for non-Christian people who do not yet accept the Bible, contact your Adventist Mission Director for a few extra steps before starting. You can also contact mission@ssd.org with your question.*

## Welcome (up to 15 minutes)

**Objective:** *to make people comfortable and increase friendship.*

**Set-up:** *seat participants in circles of 4-10 people; each person needs: a Bible/printout of the Bible story, paper/notebook, pen.*

*(Leaders: the ideal starting group size is 4-5 people: enough for discussion with room to grow! There are 3 Parts to a DBS Care Group. The first time your group meets, you will **start with this welcome session and skip Part 1—you will see why at the end.**)*

**Welcome:** (2 minutes)

Say: "Welcome everyone. I am so happy that you are joining us today. We are meeting to learn stories about God. God wants us to see Him and His love for us more clearly so we can be restored to what He has created us to be and be part of His Kingdom. Let's see what we can learn about God today.

"Meeting like this is also an excellent way to build friendships with each other. Before we read the story, let's make sure we know each other's names and take a few minutes to get to know each other better."

**Activity 1:** Getting to Know Each Other (5 minutes)

*(Leaders: go around the group and have group members each share their name and something about themselves.)*



### COMPETENCY


**Skills & Abilities (Hands):**

1. Leaders:
  - disciple others to rely on the Holy Spirit
  - ask, not answer, questions
  - involve everyone equally

## DBS Part 2: Looking Up (up to 45 minutes)


**Objective:** to learn the three steps & four questions of DBS Care Groups–Part 2: Looking Up.

### Part 2–Step 1: Prayer for the Holy Spirit (up to 3 minutes)

 Say: “Whenever we read the Bible, **we need the power of God’s Holy Spirit** to lead us into truth, teach us, convict us, and change us. Let’s begin our study by asking God for His Holy Spirit.”

*(Leaders: Either lead the prayer or ask someone ahead of time to pray.)*

### Part 2–Step 2: Read, tell and re-read the Bible story (up to 12 minutes)

 Say: “Now that we have asked for the Holy Spirit, we want to see God through this story. We will now **read** the story found in \_\_\_\_\_. I will read verse \_\_\_\_, the next person will read verse \_\_\_\_, and so on around the circle until we are finished. Please pay close attention to the story because I will ask for someone to tell the story from memory when we are finished.”

*(Leaders: guide the members to read through the story. If your group members cannot read, they can listen. **If none read, you can “tell, repeat, re-tell”!** When finished...)*



Say: “Let us now close our Bibles and see how much of this story we can remember together. Do we have a volunteer who would like to **tell** this story from memory? The rest of us will listen carefully. At the end we can help by remembering parts of the story that were missed.”

*(Leaders: if there is no volunteer, you can pick someone. When they are finished...)*

Say: “Thank you very much—that was very good. Did anyone notice anything that was missed, or that was different than what we read?”

*(Leaders: Move on when there are no further comments.)*


Say: “To ensure this story is firmly in our minds, we will now **re-read** it. I will read the story and everyone else can listen. If you want, you can close your eyes to focus on the story, or follow along in your Bible. See if there is any detail of the story we missed.”

*(Leaders: read through the story again or ask for a volunteer.)*

Say: “Did anyone notice anything we missed before?”

*(Leaders: Move on when there are no further comments.)*

### Part 2–Step 3: Ask the Four Questions (up to 30 minutes)

 Say: “Now that this story is firmly in our minds, let us discuss this story. First, we want to see God in this story. **What does this story say about God?**”

*(Leaders: after one person shares say, “Thank you, that was very good. What else does this story say about God?” When there are no further comments, move to the next question.)*



Say: “Now that we have seen God in this story, we want to see who the people are in this story and the good and bad choices that they made. **What does this story say about people and their choices?** Who are the people in this story and what choices did they make? Do people today make similar choices?”



#### COMPETENCY

##### Skills & Abilities (Hands):

2. DBS Care Group–Part 2:
  - Step 1: pray for the Holy Spirit
  - Step 2: read, tell, and reread the Bible story
  - Step 3: ask the four questions



#### UNDERSTANDING

##### Knowledge (Head):

5. Whenever we read the Bible, we need the Holy Spirit:
  - for truth (John 16:13)
  - to teach (John 14:26)
  - to convict (John 16:8)
  - to restore (Gal 5:22-25)
  - spiritual things are spiritually discerned (1 Cor 2:14)
  - we receive the Holy Spirit when we ask (Luke 11:13)
6. Reasons to read, tell & reread:
  - we want to internalize and memorize this story
  - reading one-by-one helps us: 1) participate, 2) focus our attention, 3) learn more
  - telling helps us internalize and memorize the story
  - re-telling ensures what we internalize and memorize is accurate
7. For oral/illiterate groups:
  - tell: have someone who has memorized the story tell the story, or listen to a recording
  - repeat: have members repeat the story in groups of two
  - re-tell: have the storyteller re-tell the story
  - support oral groups by distributing audio Bible on microSD/CD/or digital player

*(Leaders: after one person shares say, "Thank you, that was very good. What else does this story say about people and their choices?" When there are no further comments, move to the next question.)*



Say: "Now that we have seen the good and bad choices of people responding to God in this story, our third question is: **What will I choose to do to love and obey God?** How is the Holy Spirit convicting you? Please take one minute in silence to pray and consider what specific thing the Holy Spirit is convicting you to do to love and obey God more fully. Write your answer on your paper. Then, we will go around the circle and share: 'I will...'"

*(Leaders: when people are ready, go around the circle and have people share what they have written down.)*



Say: "When we see God or experience Him, God wants us to share that experience with other people. Our fourth question is, **with whom will I share this story?** Please take one more minute in silence to pray and ask God to inspire you with the names of people you can share this story with. When you are finished, take one more minute and write down the names of seven people who are not followers of God that you can share this story with this week. Then we will go around the circle and share the names."

*(Leaders: when people are ready, go around the circle and have people share what they have written down. Remind people that sharing can be done face-to-face, through social media, in chat rooms, by phone, or by e-mail.)*



### DBS Part 3: Looking Forward (15 minutes)

**Objective:** to learn the three steps of DBS Care Groups-Part 3: Looking Forward.



#### Part 3-Step 1: Record our commitment

*(Leaders, we have already recorded our commitment which we have made in DBS questions three and four. When we record our commitment, we remember and we can support each other.)*



#### Part 3-Step 2: Prepare the story (10 minutes)

Say: "For us to be prepared to share this story, we need it in our hearts and minds. Before we go, we need to practice this story. Let's divide into groups of two to practice the story. Test each other until each one can share the story accurately from memory."

*(Leaders, we know we are ready when we can tell the story accurately.)*



#### Part 3-Step 3: Prayer for power, opportunity, and boldness:

Say: "**We cannot change from our hearts or help others to see God without the power of God working in us.** To close our group, we will pray for three things: 1) the power of God to restore us this week and help us to do what we were convicted to commit to, 2) the opportunity to share this Bible story with others this week, and 3) boldness to reveal God without fear and in a way people will listen. Let us pray."

*(Leaders: Decide how you will pray as a group and close with prayer.)*



### COMPETENCY

#### Skills & Abilities (Hands):

3. Four DBS Questions:

- Q1: What does this say about God?
- Q2: What does this say about people and their choices?
- Q3: What will I choose to do to love and obey God?
- Q4: With whom will I share this story?

4. DBS Care Group-Part 3:

- Step 1: Record your commitment
- Step 2: Prepare the story
- Step 3: Prayer for power, opportunity & boldness



### UNDERSTANDING

#### Knowledge (Head):

8. The purpose of the four questions:

- DBS Q1 helps us to see God revealed through the Bible story
- DBS Q2 helps us to recognize our need through the example of people's good and bad choices in the Bible story
- DBS Q3 helps us to make choices to love and obey God as we are convicted by the Holy Spirit
- DBS Q4 helps us to reveal God to others, that is to witness, by asking God for people with whom we can share this Bible story

9. DBS Care Group Part 3- Looking Forward empowers people to engage in restoration and witness.

10. Only the power of God changes us and helps people see God.

## **DBS Part 1: DBS: Looking Back** (up to 15 minutes)

**Objective:** to learn the three steps of DBS Care Groups-Part 1: Looking Back.

(Leaders: your first group meeting is finished, but the **next time** you come together, you can start with **DBS Care Group-Part 1: Looking Back**. This includes the following steps:

1. **Welcome and worship:** in this step spend a short amount of time build friendships and turn people's thought to God through things such as singing.
2. **Care and commitment:** in this step we will review our commitments written down from the previous meeting (DBS questions three and four). When finished, break into groups of 2-3 to pray: praise God for successes and pray for His power for where we still need to grow.
3. **Purpose:** take some time and remind each other of our need to connect to God in a deeper way through prayer, Bible study, and the power of the Holy Spirit as we seek to be restored back to what God created us to be.

**After Part 1, continue your meeting with DBS Care Group Part 2 and 3.**

## Summary

It is the hope of Adventist Mission that this guide will help you implement your own DBS Care Group. Let us join with the Spirit of God to see people restored to the image of God and the Kingdom of God through witness and discipleship.

Here is a brief summary of DBS:

### Part 1: Looking Back



1. Welcome and worship
2. Care and commitment
3. Purpose

### Part 2: Looking Up

1. Pray for the Holy Spirit
2. Read, tell, and re-read the Bible story
3. Ask the four questions

### Four Questions:

1. What does this say about God?
2. What does this say about people and their choices?
3. What will I choose to do to love and obey God?
4. With whom will I share this story?

### Part 3: Looking Forward

1. Record your commitment
2. Prepare the story
3. Prayer for power, opportunity & boldness



### COMPETENCY

#### Skills & Abilities (Hands):

5. DBS Care Group-Part 1:

- Step 1: Welcome and worship
- Step 2: Care and commitment
- Step 3: Purpose



### UNDERSTANDING

#### Knowledge (Head):

11. Looking Back builds community, accountability, and reliance on God for restoration and witness.